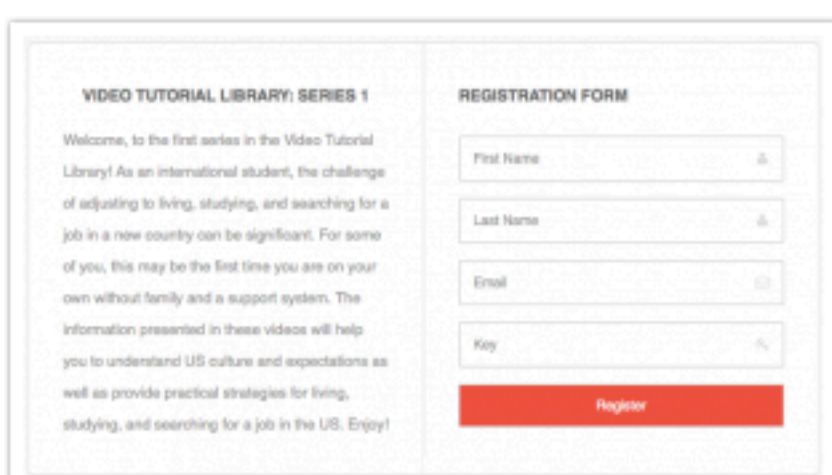


## Tutorials while in China:

### Enrollment/Login:

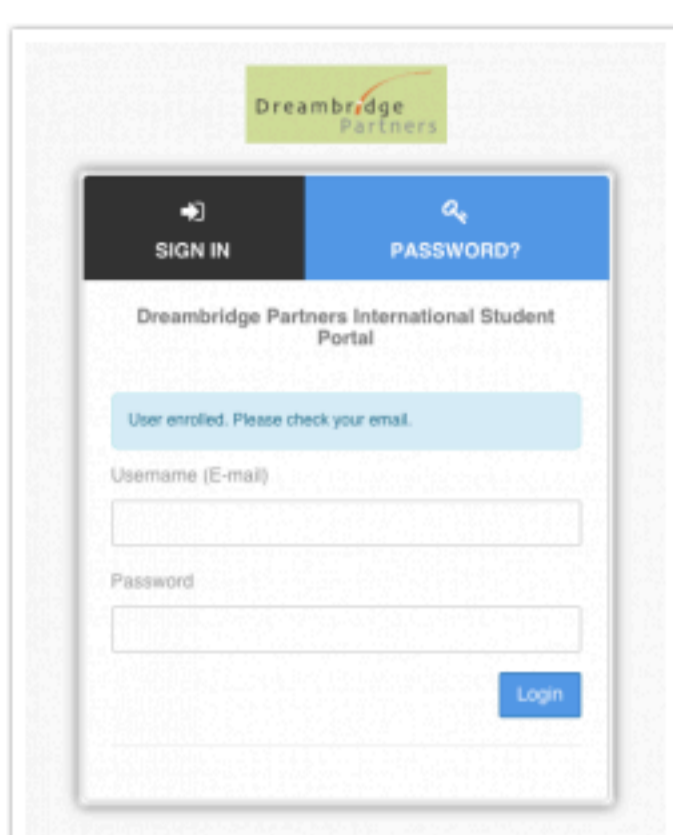
(clicking on the images below will enlarge them)

1. After clicking on the link above you will be directed to a page where **you will need to enter your information and the key: VTL2015**



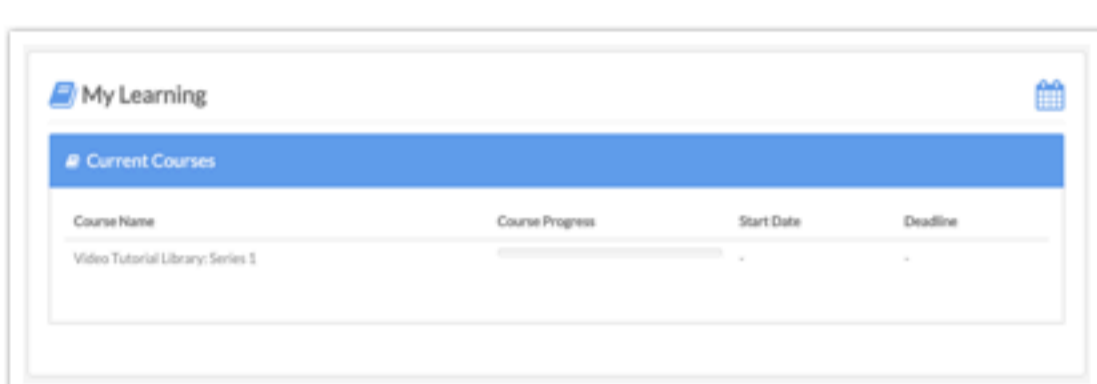
The registration form is titled "VIDEO TUTORIAL LIBRARY: SERIES 1" and "REGISTRATION FORM". It includes a welcome message and a "Register" button. The form fields are: First Name, Last Name, Email, and Key.

2. You will be directed to the following page where your enrollment will be confirmed. You will then need to **check your email for the password that has been sent to you and enter your username and password.**



The login page is titled "Dreambridge Partners International Student Portal". It features a "User enrolled. Please check your email." message and a "Login" button. The form fields are: Username (E-mail) and Password.

3. Once you have logged in you will see the page below. **Click on "Video Tutorial Library: Series 1"** and you will be taken to the video page where you can begin watching.

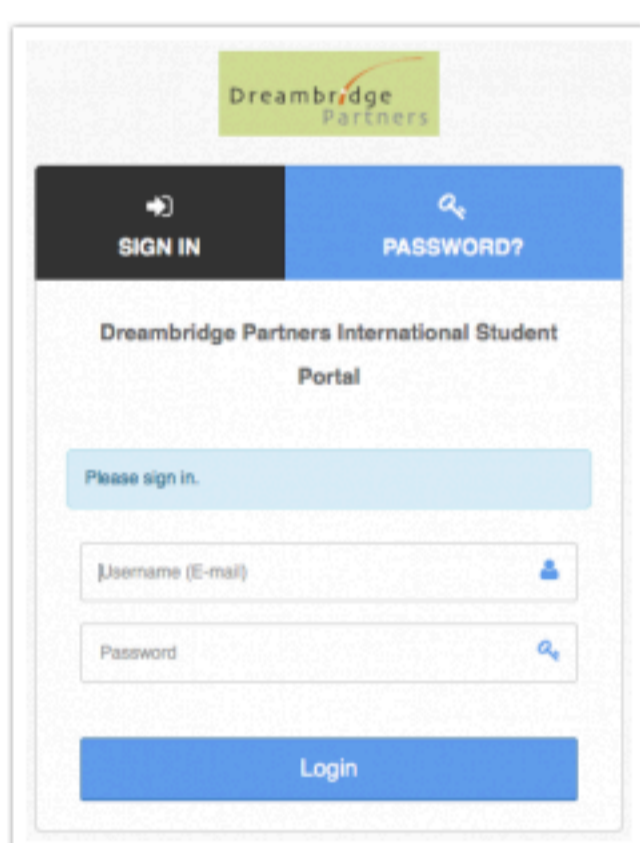


The "My Learning" dashboard shows a table of "Current Courses". The table has columns for Course Name, Course Progress, Start Date, and Deadline. The course listed is "Video Tutorial Library: Series 1".

4. **After you have watched all the videos please complete the survey** so we can continue to improve the materials we provide to international students like yourself.

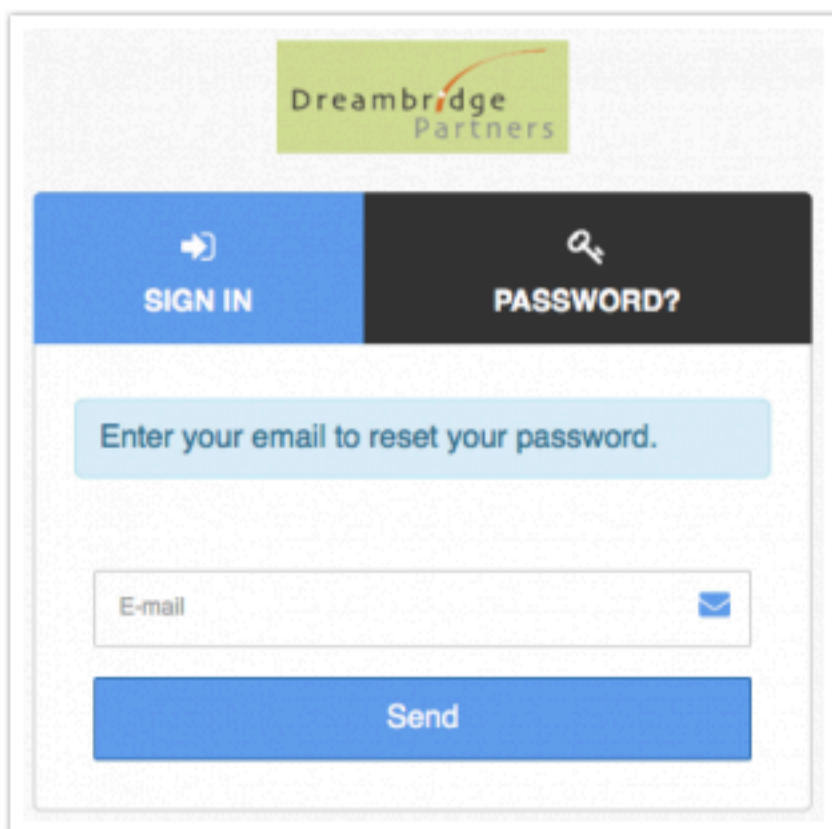
### Lost Password:

1. **Go to the login page for the VTL course and click on "PASSWORD?" in the upper right-hand corner.**



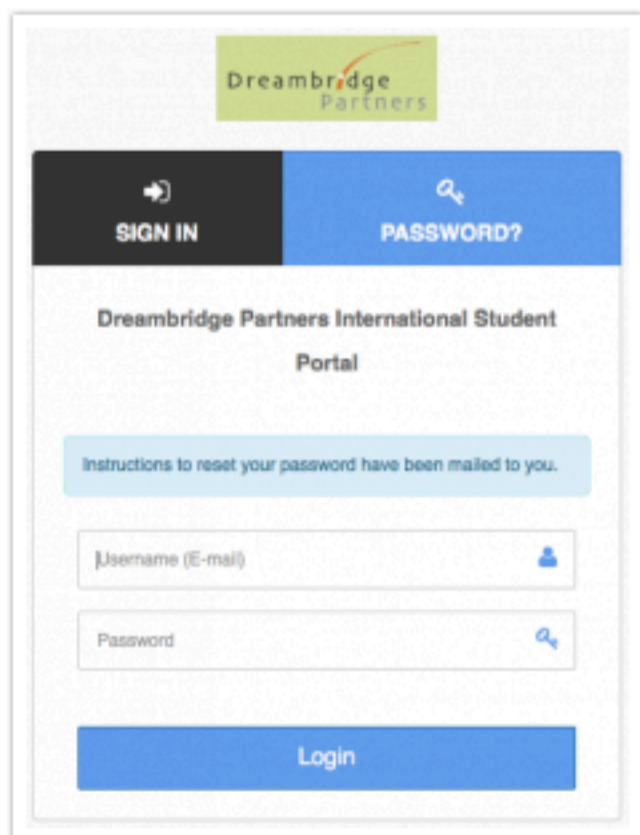
The login page is titled "Dreambridge Partners International Student Portal". It features a "Please sign in." message and a "Login" button. The form fields are: Username (E-mail) and Password.

2. The screen will change to what you see below. **Enter your university email address and click "Send."**



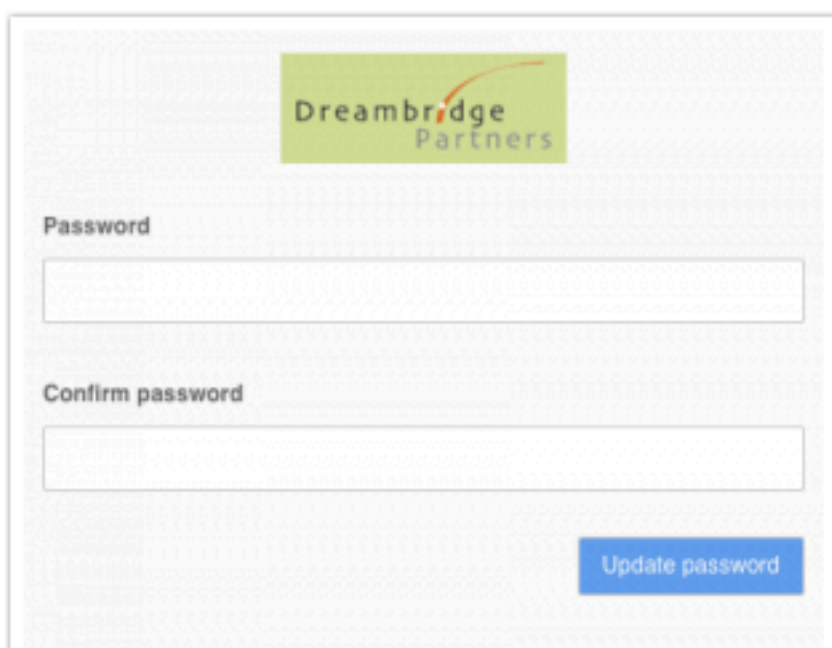
The password reset page is titled "Dreambridge Partners International Student Portal". It features an "Enter your email to reset your password." message and a "Send" button. The form field is: E-mail.

3. You will see the message below and an email will be sent to you. **Click on the link in the email that was sent to you.**



The password reset page is titled "Dreambridge Partners International Student Portal". It features an "Instructions to reset your password have been mailed to you." message and a "Login" button. The form fields are: Username (E-mail) and Password.

4. After clicking on the link you will be directed to the following page. **Enter your new password twice and click "Update password."**



The password update page is titled "Dreambridge Partners International Student Portal". It features a "Password" field and a "Confirm password" field. The "Update password" button is at the bottom right.

5. You will then be logged into the home page of the VTL course.